

Demands on Public Services


Our general population increased by **522,000** between 2006 and 2016 to stand at **4.76m** in 2016

Ireland has the **second highest fertility rate in the EU (1.94)**



Ireland has the **highest % of under 15s in the EU (34.1%)** when compared to working age population (15-64 yrs)

There has been an increase of almost **20% (183,400)** students in full-time education since 2005/2006





There are **13% (158,100)** more people in receipt of a weekly Social Protection payment at the end of 2016 than in 2008

There are **25% (almost 332,000)** more medical card holders now than in 2008



Life expectancy has risen from **76.7 to 79.6 years for males and from 81.3 to 83.4 for females** between 2005 and 2015

The proportion of the population aged **65 and over** has increased from **10.9% in 2006 to 13.4% in 2016**



Figures are rounded and relate to a full year, where appropriate. Most recently available figures used.